



AL NAJM AL THAHABI
KEYS & LOCKS TR.
www.gskeyae.com



scorpio-ly Ltd.

BARRACUDA

KEY PROGRAMMER
AND RENEW BASIC

DEVICE

WITH

[1]

YEAR

UPDATE

SUBSCRIPTION



AL NAJM AL THAHABI KEYS & LOCKS TR.



Product Description:

Barracuda is a programming tool focused on solving variety of complex tasks and procedures, bypassing the limitations of standard approach and other solutions.

It is a standalone device, but some of the advanced functions are designed to work in conjunction with Tango.

[>> Barracuda-Free-key-makers](#)

[>> Barracuda_News](#)

[>> Barracuda Adapter H Immo User Manual](#)

Barracuda Base:

- Barracuda base programmer
- 1 year free subscription
- Adapter PCF (in-circuit & expansion)
- Barracuda cable PCF 1 (in-circuit, 2xCrocodile clips, 2xSoldering tips)
- Barracuda cable PCF 2 (in-circuit, 2xCrocodile clips & 2xProbe needles)
- Adapter PCF 7941 (for soldering)
- Adapter PCF 7945AC (for soldering)
- Adapter PCF 7952 (for soldering)
- Adapter PCF 7953/45 (for soldering)
- Adapter PCF 7953 38pin (for soldering)
- Adapter PCF 7961 (for soldering)






Barracuda Utilities

Group	Transponder Type	Functions	Availability
Programmer	PCF 7931	Read, Write, Erase, Lock	Base Software
Programmer	PCF 7945	Read, Write, Erase, Lock	Base Software
Programmer	PCF 7941	Read, Write, Erase, Lock	Base Software
Programmer	PCF 7945	Read, Write, Erase, Lock	Base Software
Programmer	PCF 7952	Read, Write, Erase, Lock	Base Software
Programmer	PCF 7953	Read, Write, Erase, Lock	Base Software
Programmer	PCF 7961	Read, Write, Erase, Lock	Base Software

Barracuda Adapters


Adapter PCF

Adapter for PCF Based HITAG
Keys Reset




Adapter JTAG

Adapter for VAG MQB Johnson
Controls Instrument Clusters



Adapter H-Immo

Adapter for H-Immo and
IDcode/ESL reset functions





Barracuda Software Download

System Requirements:

OS Requirements:

Win XP, Vista 32bit; 7, 8, 10 64bit

For XP, Vista & 7 all Microsoft Service Packs and Security Updates have to be installed.

Scorpio-LK Barracuda Software Installation Guide:

1. Download Barracuda Setup file - >> [HERE](#)

2. Extract and run the setup file

This will install the software in default location

C:\Program Files\Scorpio-LK\Barracuda\ for Windows XP

C:\Program Files (x86)\Scorpio-LK\Barracuda\ for Win7/8/10

Tango software can be installed at any other location as long path ends with “..\Scorpio-LK\Barracuda”

3. Open Windows Device Manager.

4. Connect Tango to PC

5. Locate in Device Manager the newly displayed entry in section “Universal Serial Bus Controllers” right click on it: Properties -> Driver -> Update driver. Navigate to driver location [..\Scorpio-LK\Barracuda\Driver and select sub directory based on your OS

6. Select Barracuda.exe (or its desktop shortcut), right click on it: Properties -> Compatibility -> Run this program as Administrator (On Windows 7/8/10 it is mandatory to set this option).

7. Run Barracuda.exe, an automatic updates procedure will initiate and prompt you to download the latest software version.

Follow the on-screen interface.

Steps 8 & 9 below are automatic. Don't call any interface functions while they are running. Depending on your Internet connection they can take some time.

8. After latest software version is downloaded, Barracuda.exe will close and relaunch and initiate firmware update. If it doesn't relaunch with the new software version you have not given Barracuda.exe OS administrator privileges

9. After firmware update is complete, Barracuda.exe will relaunch and start update of the auxiliary help files and built-in hardware timer.

10. Upon timer reset, restart Barracuda.exe. This is the final step of the setup.




AL NAJM AL THAHABI
KEYS & LOCKS TR.
www.gskeyae.com



scorpio-ly Ltd.

BARRACUDA

KEY PROGRAMMER BASIC DEVICE PACKAGE LIST



AL NAJM AL THAHABI KEYS & LOCKS TR.